


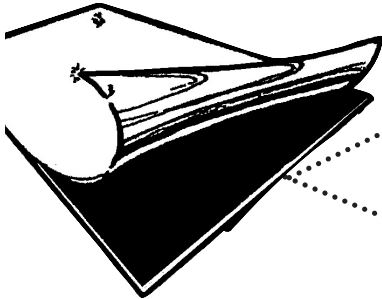
INSULATION INFO: Many aluminum faced insulation instructions show the aluminum side facing the steel and the product used inside doors, this is misleading. The Shiny side should always be facing you, with the insulation material between it and the metal to form a barrier. Never use this type of insulation inside doors as it will retain moisture.
GLUE: We prefer High Temp glue on most areas as summer surface temperatures on floor, roof and firewall can easily reach the normal 160 degree "release" temperature of standard glues.

FOR PRE-CUT KITS SEE PREVIOUS PAGE, KITS INCLUDE GLUE, TAPE & INSTRUCTIONS



HEAT SHIELD & INSULATOR Aluminum laminated to 3/8" fiber tech padding, (Do Not use Inside Doors, is not water proof) Pre-cut kits on next page are made from this material. Apply with high temp glue and seal all seams with aluminum tape. Usually need 3-4 rolls of insulation, 2 tape & 2 glue for complete cab
 48" x 72" rolls2167\$25.00 roll


DOUBLE SIDED, ALUMINUM SHEETING on both sides, we often use this in headliner and underdash areas.
 48" x 72"2167-AA\$28.50 roll



SELF ADHESIVE SOUND & HEAT DAMPER, Heat reflective, waterproof, moldable. Good for any place that might get wet, inside doors, etc. High density, use in indents or sheet metal areas to dampen vibrations. Foil over moldable rubber compound with aluminum on one side and self adhesive on the other. Compare to new "extreme" dynamat Note: we are distributors for Dynamat, this is just not advertized so cheaper. Roll is 36" x 48" 45MM thick2166\$38.00 roll

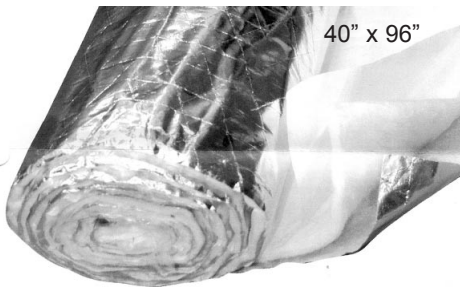
All this sort of stuff has, and will probably continue, to increase in price as it is petroleum based, if you expect to need in next year or so, I would get now.

DYNA-MAT, 18" x 32"2166-D12\$28.50 ea
 Dyna-mat is completely different than it used to be. They don't even make Dyna-mat anymore (had asbestos in it) Is called Extreme now. Expensive.



USA
 36" X 48"

OVERDONE MAT, super dense self adhesive matting. This is stuff I like to go over all the sheetmetal with, on top of indent fillers but under Jute insulation. Super high adhesion, stick it down and heat it up, contours perfect, great for inside doors. Completely quiets cab, pop your knuckle on the metal after this and all you get is a satisfyingly dull thump. Roll 36" x 48"2166-B\$22.00 roll
 See precut kits as well, previous page and individual applications



40" x 96"

FIBERGLASS MAT SELF ADHESIVE INSULATION

40" x 96" ROLL2168\$28.00 roll
 Bright Foil side acts as temperature barrier, Inner quarter inch fiberglass mat as sound deadner, fiberglass will not absorb water like fiber filled, Self adhesive sheet makes it easy to install, best everywhere but heavy wear (smashing) area like floor. Layers stitched together making it easy to form, cut and deal with.



HI-TEMP SPRAY ADHESIVE, holds at temps over 160° Most Adhesive lets go at 160° so we use this at firewall, roof & floor. 14oz can does about two 4 x 6 rolls, or 48 sq..ft 2103 \$13.95 can

UPHOLSTERY ADHESIVE 2102 \$13.95 can

Use for material to insulation, plastic, panelboard or steel
WILL NOT SHIP VIA AIR

ALUMINUM TAPE2101\$4.95 roll

SEAM ROLLER2101-RLR\$4.50 ea



PATTERN KIT, cut the insulation out yourself with our patterns.
 LOWER CAB, Floor, Rear Wall & Kicks ...B-2110\$35.00 kit
 HEADLINER 1953-55 and 1956B-2116\$15.00 ea

HORSE HAIR JUTE INSULATION, yucky stuff but original, close to same matting as the 2167 with aluminum on one side. Used under floor mat originally 1/2" X 36" X 72"2132-JT\$19.95 roll