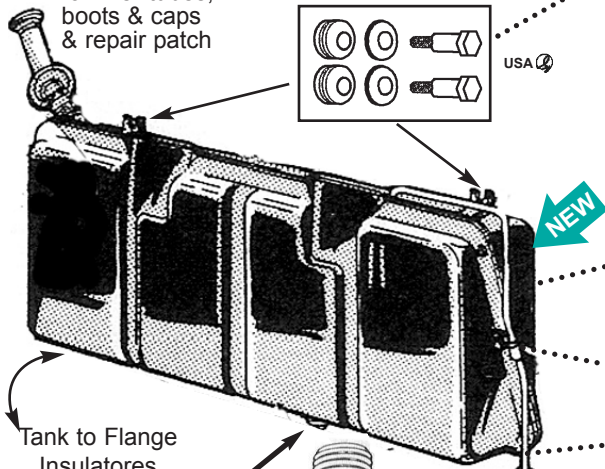





1690-56 Tank

see pg. 58-59 for filler tubes, boots & caps & repair patch



Tank to Flange Insulators 1623



USA



Use these when removing tank from cab



1636

1631



USA

FLEX LINES AT PUMP	
1953	.6 & 8 cyl .9"
1954-56	.6 cyl .9"
1954	.8 cyl. .15"
1955-56	8 cyl .11"

1956 STOCK GAS TANK

1956 TANK UPPER MOUNTING GROMMET & BOLT KIT
Does both sides81625 \$9.50 kit

1956 UNDER TANK AND BACK TO WALL INSULATORS
Self adhesive anti rattle material81622 \$10.00 set

GAS FILLER TUBE CHROME1614-CH \$39.00 ea.
Made from our dies, guaranteed chrome, no exchange needed.
Use Short hose #1615-SHT. Pipe is original 1 7/8" diameter

GAS TUBE TO BODY BOOT, 1956 .1606-56 \$15.00 ea.
This one is the correct shape, cheaper ones (\$5.00) are actually for the 57-60 56 has a slight teardrop shape. see page 63

1956 STEEL TANK, Repo of original .1690-56 \$245.00 ea.
oversize UPS shipping add \$15.00 ea.
Note there are other tanks on the market with lower mounting flanges and drain in the wrong location, ours are correct. 18 gal. Good stock of Used 56 tanks also available.

GAS LINE CLAMP AND BOLT81663 \$.85 ea.

TANK FILL, HOSE, CAPS AND BOOT SEE PAGE 63

1956 FUEL HARD LINE, TANK INSIDE CAB, STAINLESS goes from top of tank through floor1666-56SS . . . \$42.50 ea.
see bottom of page for remainder of line and hoses.

GAS LINE FLOOR GROMMET, where line goes through cab floor lower driver side1617-G \$2.90 ea.

TANK DRAIN FITTING1634-OR \$2.85 ea.

LOWER FLANGE INSULATORS1623 \$2.90 pr.

1956 TANK DRAIN RUBBER GROMMET, goes under tank as insulator and seal around drain1631 \$19.50 ea.

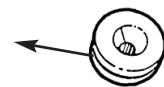
1956 TANK FLOOR PLUG use when removing 56 tank, fits into floor hole under tank1632 \$1.25 ea.

For hole in floor where line went80211-75 \$.75 ea.

1956 FILLER HOLE REPAIR PATCH 1650-56 \$15.00 ea.

..... Hard Line, Tank to floor
1666-56SS \$42.50 ea.

..... Clamp & Bolt81664 \$.95 set



Gas Line Floor Grommet, 1617-G . . . \$2.90 ea.

FLEX HOSE, Joins 1956 tank to main line, special fittings both ends1665-56 \$16.00 ea.

Same line as above, braided SS1665-56BS . . \$20.00 ea.

"S" LINE CLIP, Joins fuel & brake line 1636 \$2.00 ea

GAS LINE CLAMP AND BOLT Special thread cutting bolt & clamp 6 cyl line uses 4, 8 cyl. line uses 2 . .81663 \$.85 ea.

1956 MAIN FUEL LINE, STAINLESS HARD LINE, Made for stock but can be used for most any engine, note pump side Shown is 8 cyl with pump on driver, Hard line runs across in front and under radiator on the 6 cylinder for pump on passenger side.

1956 6 Cyl, or Pump on pass side . .1667-56SS . . \$88.50 ea.

1956 8 Cyl, or Pump on driver side .1668-56SS . . \$75.00 ea.

**Plain Steel Lines, add "Z" to part number

LINE TO PUMP, Female fitting one end, Male fitting other end.

1955-56 8 cyl 11"1665-11 \$14.00 ea

1953 all & 1954-56 6 cyl 9"1665-9 \$12.00 ea.