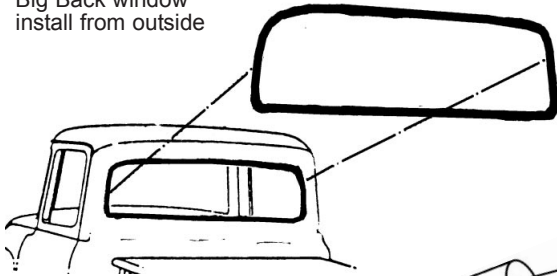


Standard rear window install from inside
Big Back window install from outside

NEED IT ALL KITS ON PAGE 89 ARE THE BEST SAVINGS.



Rubber kit, Windshield rubber, Rear window rubber & doors



WE STOCK ALL BRANDS OF RUBBER

We ship what Sy likes best at any given time, we research this stuff constantly, what we consider best sometimes changes with rubber compounds, processes, etc. If you have a question give us a call. Many are offering imported "econo" rubber these days. We must offer to compete, however if you live in a hot or arid area or plan on keeping the truck for a long time we do not advise it. Some of our custom builders like it for first fit, then put good stuff on after paint.

WINDSHIELD WEATHER-STRIP

- 1953-553100-5355 ...\$39.00 ea
- 1956 WITH GROOVE FOR TRIM3101-56G ...\$39.00 ea.
- 1956 WITHOUT GROOVE3102-56N ...\$39.00 ea.

Windshields go in from the outside. Glass, rubber, trim, then in truck.

REAR WINDOW WEATHER-STRIP

- 1953-56 STANDARD WINDOW3103\$25.00 ea.
- 1956 BIG BACK WINDOW3104-BB\$45.00 ea.
- 1956 BIG BACK With NO TRIM, not orig .3104-NO ...\$45.00 ea.
- PANEL REAR WINDOWSP-3132\$58.50 pr.

ECONO RUBBER SEALS, imported

- ECONO, 1953-553100-E5355 ...\$30.00 ea
 - ECONO, 1956 With Groove3101-E56G ...\$30.00 ea.
 - ECONO, 1956 No Groove3102-E56N ...\$30.00 ea.
 - ECONO, 1953-56 Standard Window3103-E\$20.00 ea.
- Not offered in Big Window

BUTYL WINDOW SEALER

.....3126\$6.85 ea.
seals rubber correctly, Windex or Soap up a razor blade & rag, run BUTYL around weather-strip, between rubber and glass & wipe immediately for clean seal. We do not advise using new Silicone or Adhesive type windshield sealers.

HANDY DANDY PLASTIC RAZOR BLADE

handy for this sort of thing, instant "finger-nail" One of Sy's favorite things, Set of 5 ...80106\$1.65 set

WINDOW INSTALL TOOL KIT

what a help, tool feeds correct size rope into rubber groove3124\$16.00 kit



STANDARD REAR WINDOW, please read this!!!

Rubber looks a little like this

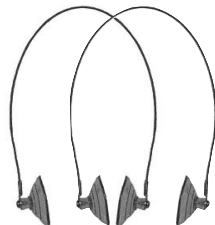
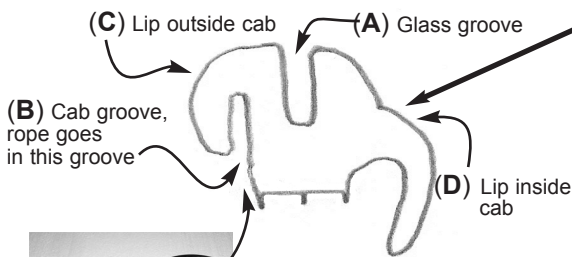
- 1..The rubber is the same all around, there are no corners
- 2..The Glass is larger than the opening
- 3..The glass is installed on INSIDE of truck
- 4..You are pulling rope from OUTSIDE of truck (B)
- 5..The larger part of the rubber (D) goes INSIDE truck
- 6..The smaller part of rubber (C) goes OUTSIDE truck

7...If you install it backwards, then call and tell us there is something wrong with rubber or that glass is too big for hole, etc. well then...

We know you did not read the directions, AND, you owe us lunch, if you are a professional glass installer, we will be expecting dinner.

WRAP AROUND REAR WINDOW RUBBER installs like WINDSHIELD Both are installed from OUTSIDE truck.

In this order; Rubber on Glass, Trim in Rubber, Entire assembly into truck



WINDOW GLASS HOLDER SUCTION CUPS

another handy tool, no room on side glass page, handy for holding glass up while you work inside the door.1742-GH ...\$16.90 pr.



COMPLETE GLASS KIT, Includes windshield, rear glass and solid side kit in your choice of colors. SAVES \$50.00 off individual pieces.

BACK WINDOW GLASS SEE PAGE 86, 107, 113

BACK WINDOW CONVERSION PANEL SEE PAGE 107

BACK WINDOW TRIM SEE PAGE 31, 107, 113

WINDSHIELDS SEE PAGE 86

CHOP TOP WINDSHIELD SEE PG 107

MID FIFTY F-100 PARTS
1-800-252-1956

WINDOW WEATHER-SEALS

