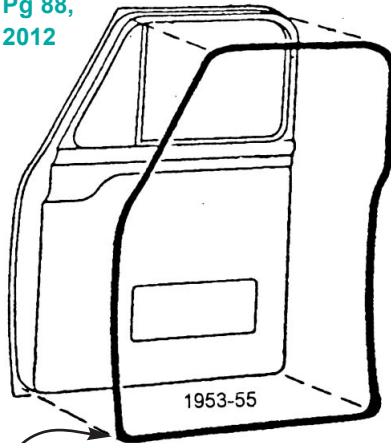


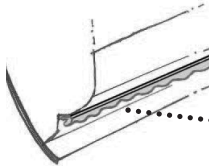
DOOR WEATHERSTRIPS



1953-55

1953-55 start in each bottom corner

**NEED IT ALL KITS
PAGE 89 ARE
BEST SAVINGS.**

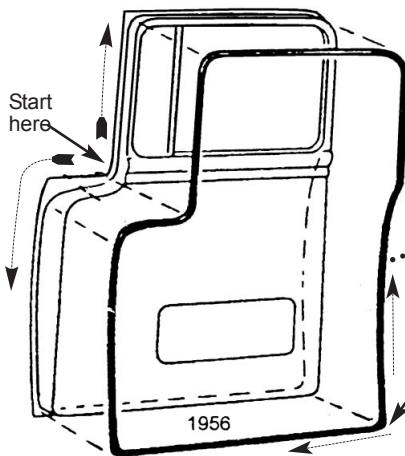


1953-55 DOOR WEATHER-STRIP Each pair is correctly molded in right and left with bottom corners, unconditionally guaranteed. 1953-55 doors do well with our new HOLLOW style or DOMED style. They do not have problems a 56 door does so seal better and adjust better. Note adjustment procedures and hinges.

1953-55 EXACT OF ORIGINAL3105-5355 . . \$55.00 pr.
1953-55 SMALLER, not suggested3106-5355 . . \$55.00 pr

1953-55 HOLLOW STYLE3109-5355 . . \$55.00 pr
Hollow style only is available per door, order R or L . . \$35.00 ea.

DOME STYLE, hollow core, no corners, self adhesive
Roll does 2 doors3106-DM . . \$45.00 roll



1956

Start here



DOOR SEAL LOWER RETAINER STRIP, a must for all years.
1953-567727 \$4.50 ea

WEATHER-STRIP GLUE, BLACK One tube will do both doors.
LARGE TUBE3125 \$8.95 tb.


DOUBLE SIDED TAPE, I like this stuff, place on rubber then peel back as you apply. But it comes in much too large a roll, trying to get a smaller amount but until then this is only way we can offer it. large roll, handy for many things tho'3129 \$15.00 roll

1956 DOOR WEATHER-STRIP Each pair is correctly molded in right and left with bottom corners and "S" curve at inner corner for perfect fit, unconditionally guaranteed.

1956 EXACT OF ORIGINAL3105-56 \$55.00 pr
1956 SMALLER, not suggested3106-56 \$55.00 pr

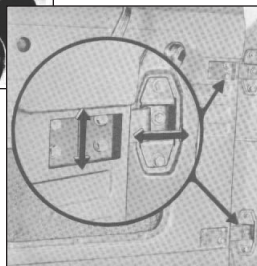
1956 HOLLOW STYLE3109-56 \$55.00 pr
Hollow style only is available per door, Order R or L . . . \$35.00 ea.

DOME STYLE, hollow core, no corners, self adhesive
Roll does 2 doors3106-DM . . . \$45.00 roll




Shop Manual shows how to test for fit.

Shop Manual shows adjustment in stock hinge. See adjustable hinges for more

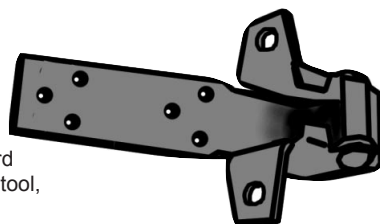


Lots of choices out there, and we offer them all. Please read this and do not hesitate to call for help deciding which is best for you.

- *Exact of original style is just that, exact of Fords original. Should set with door closed for a week or so after installation to "seat" or you may think it is too thick.
- *Sometimes the smaller one works, However, rubber composition is thicker and harder so may still need trimmed down. I don't like this one much.
- ***BEST is our new Hollow Core Seals**, Solves most normal fit problems, made more like late model rubber, allows door to close & seal properly.
- *Domed style, kind of a universal rubber, Dan uses it on trucks he builds with good success. You may need to double up in corners or bring it out more toward edge.
- *Econo rubber, others advertise and sell this cheaper seal, so we offer it as well. I do not list it here as it is, frankly, terrible, stinky, glue will not stick to it, yuck!!!!



Original Ford adjustment tool, Scarry!!!!



DOOR HINGE, ADJUSTABLE This hinge allows for fine tune adjusting of in and out and angles. Easier than Fords solution of bending the entire door. Depending on where adjustments are needed you may need 1 or 2 per door. Includes adjustment set screws but not hinge bolts.

One hinge1179 \$85.00 ea.

see also door hinge bucket and pillar page 114



DOOR WEATHER SEALS

MID FIFTY F-100 PARTS
midfifty.com