

# WIPERS, CUSTOM

Wiper motors and switches are matched, and do not interchange.

## INTERMITTENT WIPERS


For most motors used on 1953-55 and 56-60 trucks since 80's. Switch comes with ugly knob shown, shaft is larger than stock, to use stock knob order adapter or knob kit below.

- Switch, motor & knob kit, 53-55.....93070-5355 ....\$275.00 kit
- Switch, motor & knob kit, 56.....93070-56 .....\$275.00 kit
- Switch & knob kit.....92908.....\$130.00 ea
- Switch only .....2908-D.....\$96.50 ea
- Motor only, order by year.....3070-N(year) . \$209.00 ea
- Knob shaft adapter.....2908-SX.....\$17.75 ea
- Knob kit, with set screw & wrench.....91002.....\$22.00 ea

### Need it all kit

Intermittent wiper switch, knob, bezel, motor, linkage arms, brackets, pivots, chrome bezels & nuts, polished arms/blades.

- 53-55 .....93075-5355 ....\$510.00 kit
- 1956.....93075-56 .....\$469.00 kit



Complete Kit  
All the stuff!

## 1956 HIDDEN WIPER MOTOR CONVERSION


Fits 56-60 trucks. Converts 1956 motor to under dash. Uses your stock linkage arms, pivots, etc Use without cowl vent. To keep cowl vent use lift arm #3073.

- 2 speed switch kit.....3072-56 .....\$225.00 ea
- Intermittent switch kit.....3071-56 .....\$289.95 ea
- Intermittent switch kit with knob & bezel...93073.....\$299.95 ea
- Cowl vent lift arm, 56 only.....3073.....\$15.00 ea

### Need it all kit

Intermittent wipers kit with knob & bezel kit, all linkage arms and brackets, pivots, all chrome bezels & nuts, polished stainless arms and blades.

- 1956.....93074-56 .....\$499.95 ea



Complete Kit  
All the stuff!

## WINDSHIELD WASHER PUMP, ELECTRIC

Pump is controlled with intermittent switch, used with stock motors, can also be controlled with single switch. Pump comes with length of hose. You may need more depending on where you place a reservoir for the fluid. More washer parts on page 64

- Pump with hose.....3079.....\$25.00 ea
- Switch, 2 speed.....2909.....\$40.00 ea

For stock style motors, use this switch to add electric pump to regular electric wiper motors

## SPECIALTY WIPER KIT .....3039 .....\$299.00 kit

Saves room under dash, clean install, intermittent wipers. Cable driven, best to install before other things are under dash. You will need your pivots as shafts must be modified with stock pivots, unless you get ones we have already modified, see below

## MODIFIED SPECIALTY WIPER KIT

New pivot drums installed, send in your old pivots for a credit.


- 1953-55 .....3039-5355M ....\$369.00 kit
- 1956.....3039-56M .....\$369.00 kit

## Knob & bezel add-on.....93039-A.....\$65.00 kit

Knob & adapter, insert, bezel, chrome pivot trim, nut & gasket



Complete Kit  
All the stuff!



## SIDE MOUNT KIT

Mounts off-side, eliminates under dash linkages. Needs knob and bezel add-on above if using stock switch

- 1953-55 standard switch .....3076-5355 ....\$374.95 ea
- 1953-55 delay switch.....3077-5355 .....\$429.95 ea
- 1956 standard switch.....3076-56 .....\$374.95 ea
- 1956 delay switch.....3077-56 .....\$429.00 ea

