



# FRONT SHOCK MOUNTS




USA

7 1/2"



USA



USA

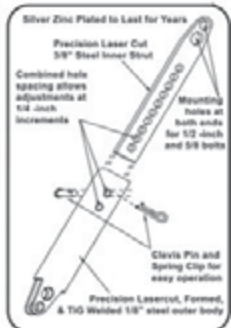


USA



USA

Complete kit



1956 Original shock mounts are not available, we make replacements and extended mounts, shown on these few pages.

1956 UPPER SHOCK MOUNT.....2402.....\$29.95 ea

Replaces original, uses stock frame holes, can be front or rear  
1956 UPPER EXTENDED SHOCK MOUNT, POST SHOCK  
Taller by 1 1/2" for better travel, use 2 of the original holes or reposition for best shock length and angle

Fits right or left front.....2402-T .....\$32.50 ea

UPPER EXTENDED SHOCK MOUNT, EYE SHOCKS

See note on bottom page, also check out complete kit below.  
New pieces have correct frame mounting holes, order by year of frame. On some 53-55 trucks this mount will hit inner fender, if so the 2402-t will work.

1953-55 mounts straight up and down...2408-5355 ..... \$33.95 pr

1956 mounts at angle .....2408-56 ..... \$33.95 pr

SHOCK MOUNT TO FRAME MOUNTING BOLTS

Does 2 mounts .....82402.....\$6.50 set

SHOCK STUDS

Goes in new or original upper mounts.

With bushings, replacement.....2403.....\$9.50 ea

Without bushings .....2403-NO .....\$7.50 ea

SHOCK BUSHINGS

Post bushings, 1 post.....2405-P ..... \$5.65 pr

Eye bushings, does 1 end of 1 shock.....2405-E ..... \$2.75 pr

1956 FRONT LOWER SHOCK MOUNT

Stock style, uses post shock

Passenger side.....2407-R.....\$19.50 ea

Driver side .....2407-L .....\$19.50 ea

FRONT LOWER EXTENDED SHOCK MOUNT

Goes beneath front axle just like original, but, lowers mounting point. Works for 53-55 and 56, changes 56 style to eye type shock. Eliminates stock cast piece on 53-55

Pair .....2409.....\$49.95 pr

LONGER SHOCK MOUNTING KIT

Includes 2 upper and 2 lower extended shock mounts, shock studs, and hardware. See notes below. Kit does both sides.

1953-55 .....92408-5355 .....\$85.00 kit

1956.....92408-56 .....\$88.50 kit

SHOCKS

180 Psi nitrogen gas cylinder. Order by shock travel length, the shock should be somewhere in-between being full compressed and fully extended when on truck, that way it has room to move up and down when on the road. Post ends are available if needed, see web or call.

Min 9" - Max 13.5" .....2440-EE.....\$41.50 ea

Min 10" - Max 15.5" .....2441-EE.....\$41.50 ea

Min 11.75" - Max 18.5".....2442-EE.....\$41.50 ea

Min 12.75" - Max 20.5" .....2443-EE.....\$41.50 ea

The problem is, when an F-100 is lowered, especially the front of a 1956, there is not enough room for any shock travel and even fewer decent shocks to choose from. The solution for lowered trucks is to convert the post-post shock to an eye-eye shock and lengthen mounting locations. We have a couple ways to help with this. Upper mount (2408) is taller and uses a shock stud. Lower mount (2409) is dropped this means you will have more travel distance with a longer shock, longer shock equals better ride. Sy.

SHOCK MOCK UP TOOL, 12".....2430-12.....CALL

14".....2430-14.....CALL

16".....2430-16.....CALL

RENT ONE OF THESE.....2430-RENT. call for help

