

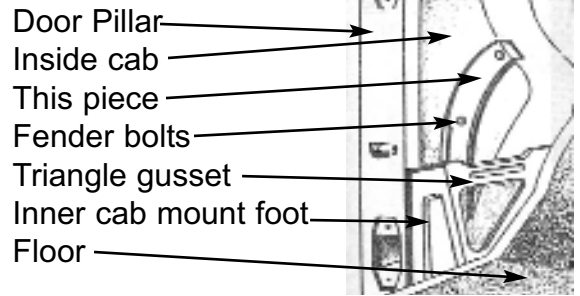


**FRONT FENDER LOWER CAB REINFORCEMENT
MID FIFTY F-100 PARTS 1-800-252-1956**

**INST-1562
1562-L and R**

This piece lays inside cab as shown. If the holes do not lay line up with the piece against the inner cab metal, the bottom curve may need tweaked a little. Bend the curve a little more and it will lay right down, and holes will line up. I know it does not look like it will but try it.

Bend more at this curve, gently, a little at a time.
022806

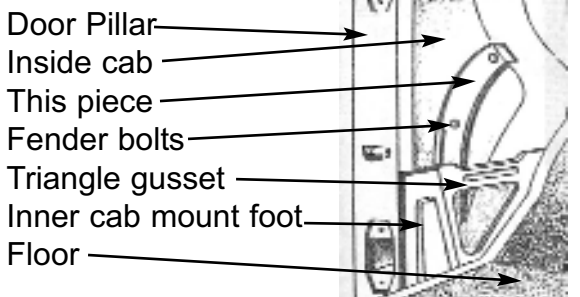


**FRONT FENDER LOWER CAB REINFORCEMENT
MID FIFTY F-100 PARTS 1-800-252-1956**

**INST-1562
1562-L and R**

This piece lays inside cab as shown. If the holes do not lay line up with the piece against the inner cab metal, the bottom curve may need tweaked a little. Bend the curve a little more and it will lay right down, and holes will line up. I know it does not look like it will but try it.

Bend more at this curve, gently, a little at a time.
022806

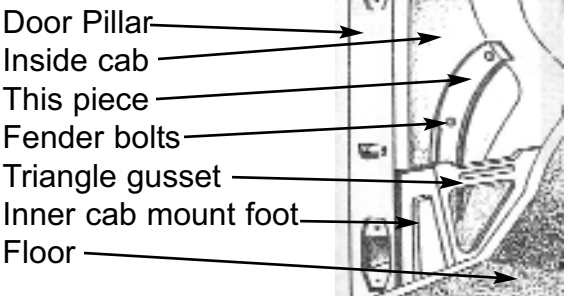


**FRONT FENDER LOWER CAB REINFORCEMENT
MID FIFTY F-100 PARTS 1-800-252-1956**

**INST-1562
1562-L and R**

This piece lays inside cab as shown. If the holes do not lay line up with the piece against the inner cab metal, the bottom curve may need tweaked a little. Bend the curve a little more and it will lay right down, and holes will line up. I know it does not look like it will but try it.

Bend more at this curve, gently, a little at a time.
022806



**FRONT FENDER LOWER CAB REINFORCEMENT
MID FIFTY F-100 PARTS 1-800-252-1956**

**INST-1562
1562-L and R**

This piece lays inside cab as shown. If the holes do not lay line up with the piece against the inner cab metal, the bottom curve may need tweaked a little. Bend the curve a little more and it will lay right down, and holes will line up. I know it does not look like it will but try it.

Bend more at this curve, gently, a little at a time.
022806

