


DOMELIGHT WIRING


#@\$!*#@\$!% INSTRUCTIONS

MID FIFTY F-100 PARTS 1-800-252-1956

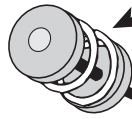
INST-3203-ALL
PART NUMBERS
3203-DM, 3204-L,
3204-R, 3205, 2256,
2252-SS, 92250,
92252, 82252



Ground is at the dome light frame. Remember, paint does not ground. Make sure the screw hits bare metal.

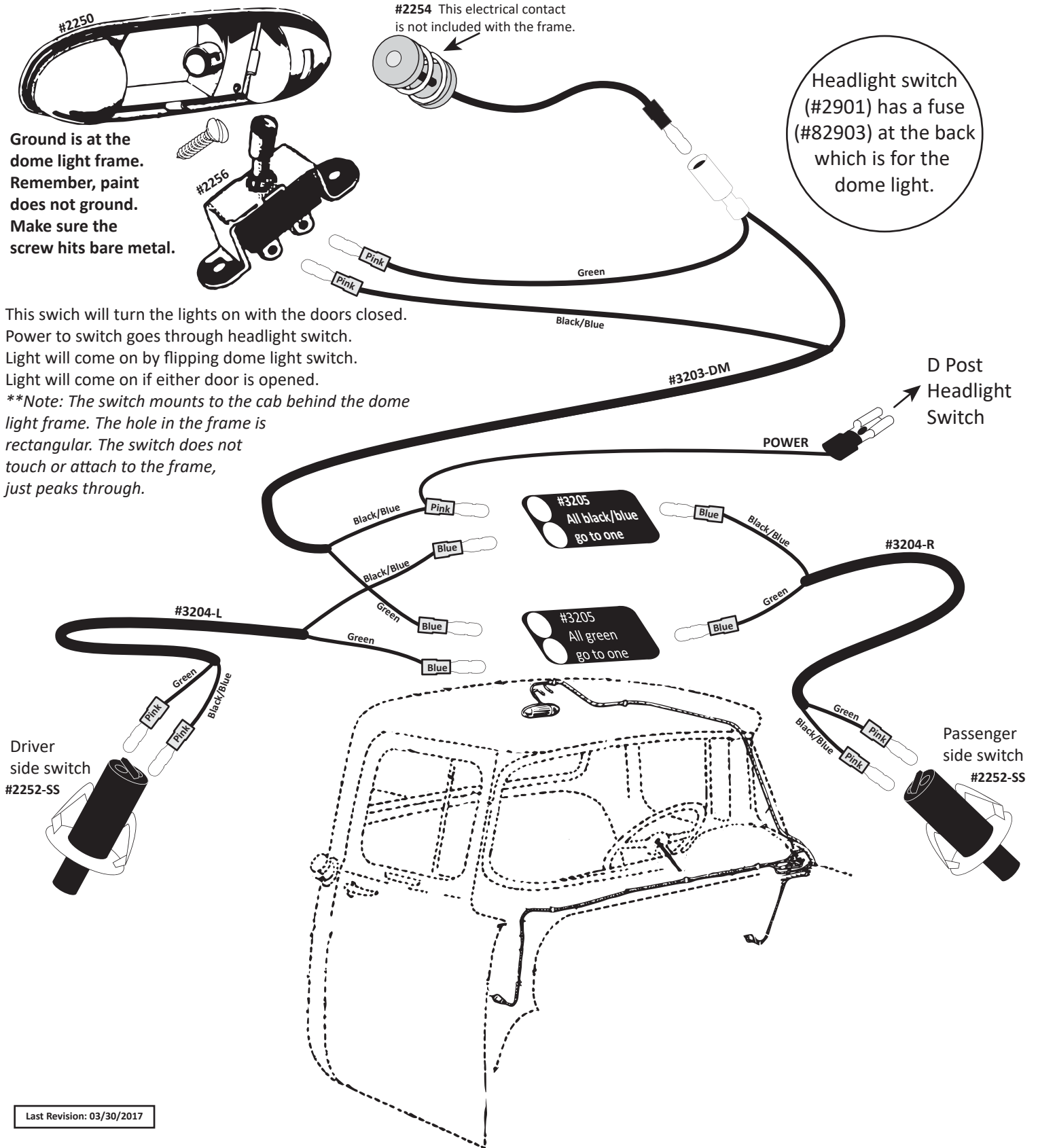


#2254 This electrical contact is not included with the frame.



Headlight switch (#2901) has a fuse (#82903) at the back which is for the dome light.

This switch will turn the lights on with the doors closed. Power to switch goes through headlight switch. Light will come on by flipping dome light switch. Light will come on if either door is opened. ****Note: The switch mounts to the cab behind the dome light frame. The hole in the frame is rectangular. The switch does not touch or attach to the frame, just peeks through.**



#3205 All black/blue go to one

#3205 All green go to one