

Starter Solenoid Wiring Instructions

Part Number:

3225

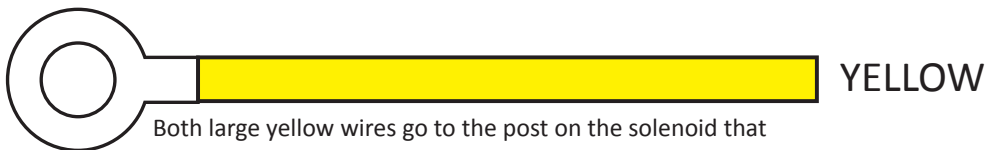
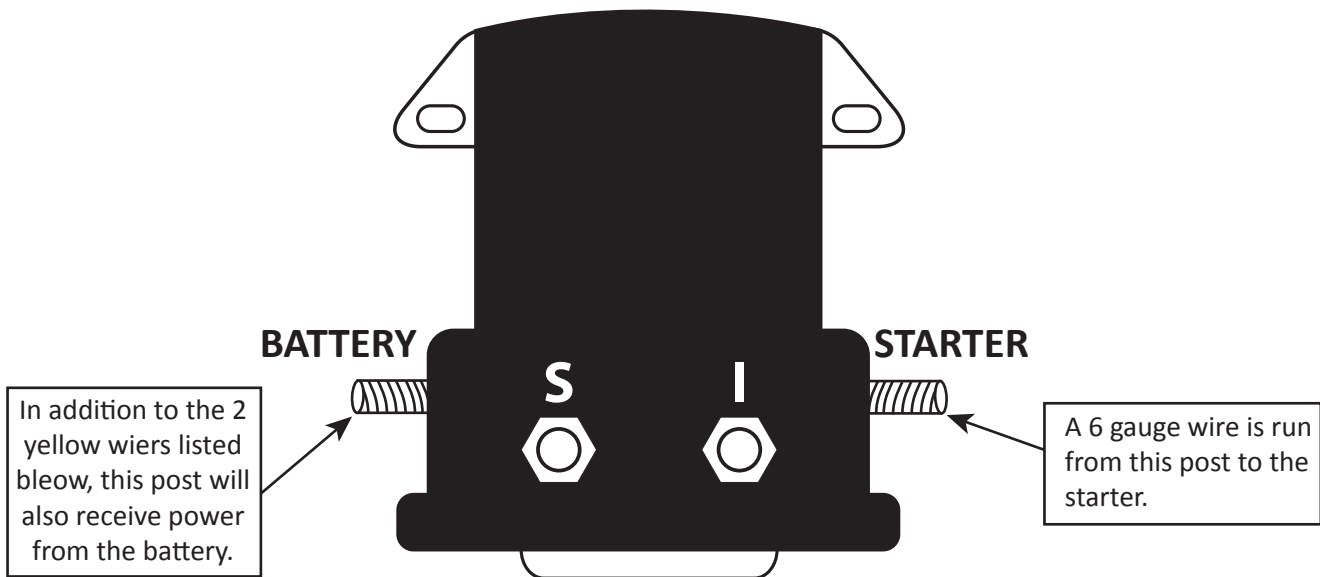
Page Number:

1 of 1



#@\$%!#@\$%! INSTRUCTIONS

MID FIFTY F-100 PARTS (800) 252-1956 midfifty.com


Last Rev: 09/17/2015



Both large yellow wires go to the post on the solenoid that also receives power from the battery. Post is labeled "BATTERY" on the above diagram.



The brown wire from the harness goes to the "I" post on the solenoid.



The red wire with a blue stripe from the harness goes to the "S" post on the solenoid.

From our harness, part number 3200