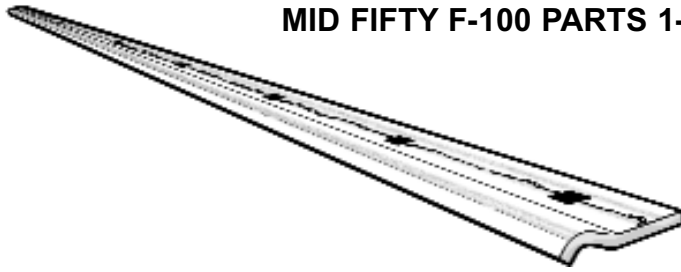


Instructions: BED STRIP SIDE FLANGE COVER, NO ANGLE
MID FIFTY F-100 PARTS 1-800-252-1956

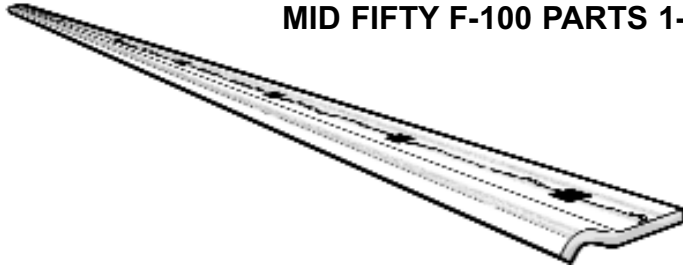
PART NUMBER
90207



This cover piece does not have an angle. To keep it snug against the flange the last hole will need to be drilled through the bed side flange and bed wood.

Instructions: BED STRIP SIDE FLANGE COVER, NO ANGLE
MID FIFTY F-100 PARTS 1-800-252-1956

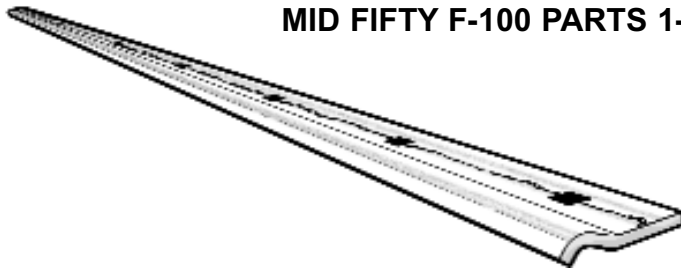
PART NUMBER
90207



This cover piece does not have an angle. To keep it snug against the flange the last hole will need to be drilled through the bed side flange and bed wood.

Instructions: BED STRIP SIDE FLANGE COVER, NO ANGLE
MID FIFTY F-100 PARTS 1-800-252-1956

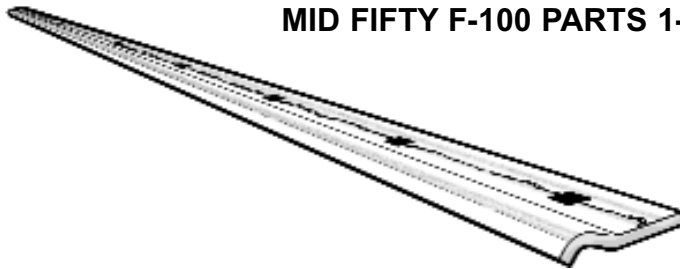
PART NUMBER
90207



This cover piece does not have an angle. To keep it snug against the flange the last hole will need to be drilled through the bed side flange and bed wood.

Instructions: BED STRIP SIDE FLANGE COVER, NO ANGLE
MID FIFTY F-100 PARTS 1-800-252-1956

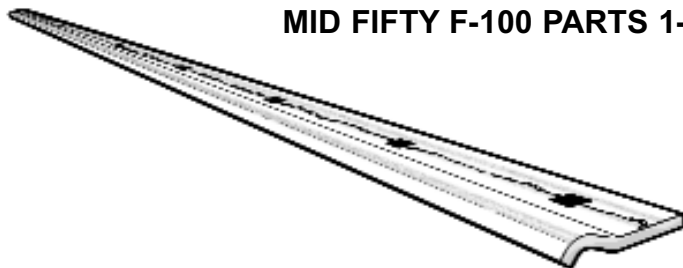
PART NUMBER
90207



This cover piece does not have an angle. To keep it snug against the flange the last hole will need to be drilled through the bed side flange and bed wood.

Instructions: BED STRIP SIDE FLANGE COVER, NO ANGLE
MID FIFTY F-100 PARTS 1-800-252-1956

PART NUMBER
90207



This cover piece does not have an angle. To keep it snug against the flange the last hole will need to be drilled through the bed side flange and bed wood.

cut apart and tape to bed side flanges