

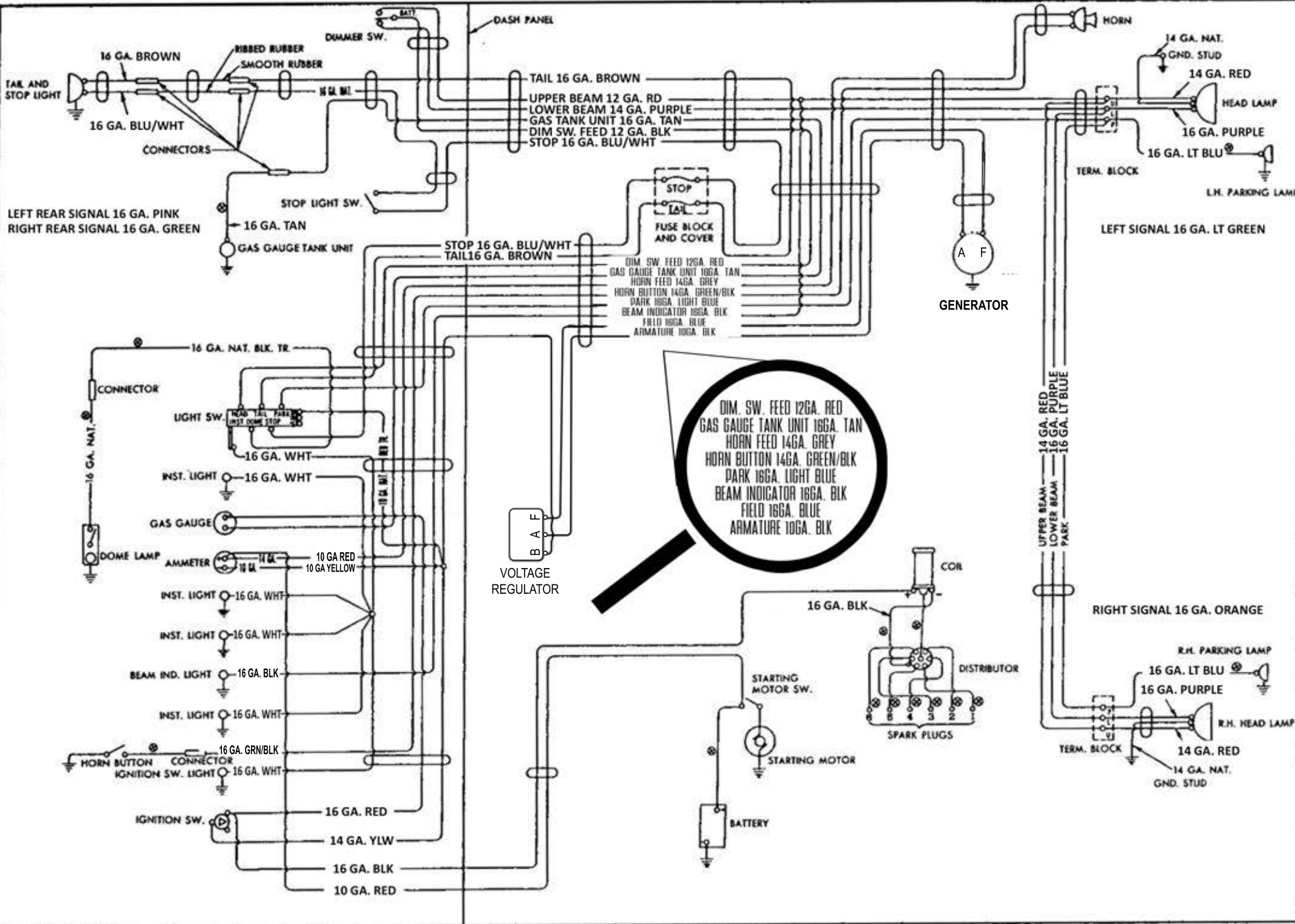
# G820

## 1947-55 Chevy Pickup Wiring Harness Instructions

This is just a main chassis harness for 1947-55 Chevy trucks. There are no hook-ups for accessories.

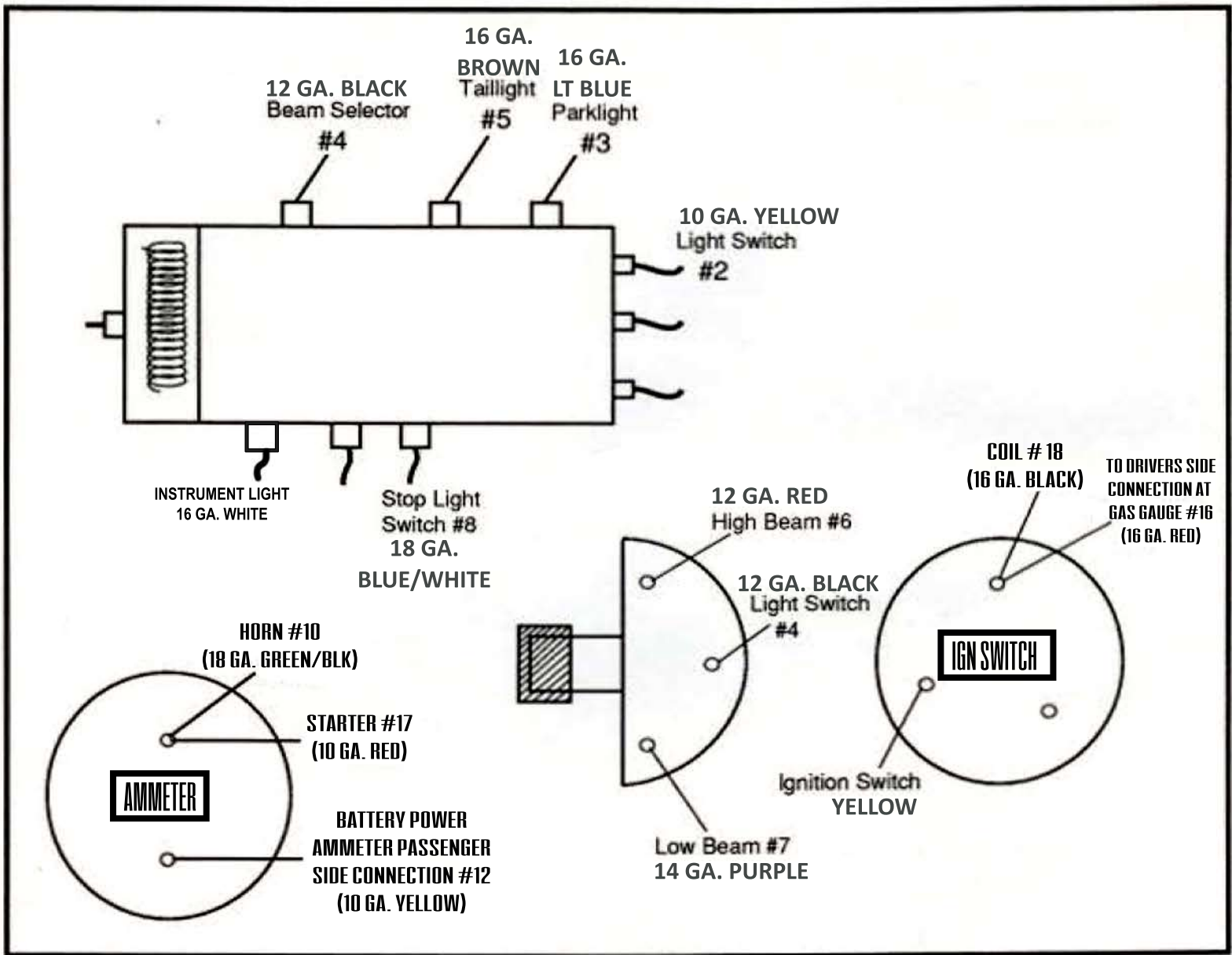
1. "I" on light switch to instrument lamp. (16GA WHITE)
2. "A" on light switch (power), spliced off of white #13. (10 GA YELLOW)
3. "P" on light switch to "B" on beam selector switch. (16 GA LIGHT BLUE)
4. "H" on light switch to "B" on beam selector switch (12 GA BLACK)
5. "T" on light switch to fuse block to taillight. (16 GA BROWN)
6. Beam selector switch to high beam at headlights (12 GA RED), also beam selector light at dash (16 GA BLACK)
7. Beam selector switch to low beam at headlights. (14 GA PURPLE)
8. "S" on light switch to fuse block to stop light (16 GA BLUE/WHITE)
9. Gas gauge to tank. (16 GA TAN)
10. Ammeter (driver's side connection) to horn (passenger side connection). (16 GA TAN)
11. Horn to horn button. (16 GA GREEN/BLACK)
12. "BAT" power ammeter (passenger side connection). (16 GA GREY)
13. "BATT" post on regulator to ammeter. (10 GA YELLOW)
14. "A" on generator to "GEN" on regulator. (10 GA BLACK)
15. Field on regulator to field on generator. (16 GA BLUE)
16. Ignition switch (driver's side of gas gauge to ignition switch. (16 GA RED)
17. Ammeter (driver's side connection) to starter. (10 GA RED)
18. Ignition switch to coil. (16 GA BLACK)
19. Ground wire at headlight bucket wires (16 GA GREEN)
20. Left hand rear turn signal. (16 GA PINK)
21. Right hand rear turn signal. (16 GA GREEN)
22. Left hand front turn signal. (16 GA LIGHT GREEN)
23. Right hand front turn signal. (16 GA ORANGE)

**NOTE:** Headlight and park light harness must be installed and threaded through the hole in the inner fender before installing the (4 wire) terminal cover.



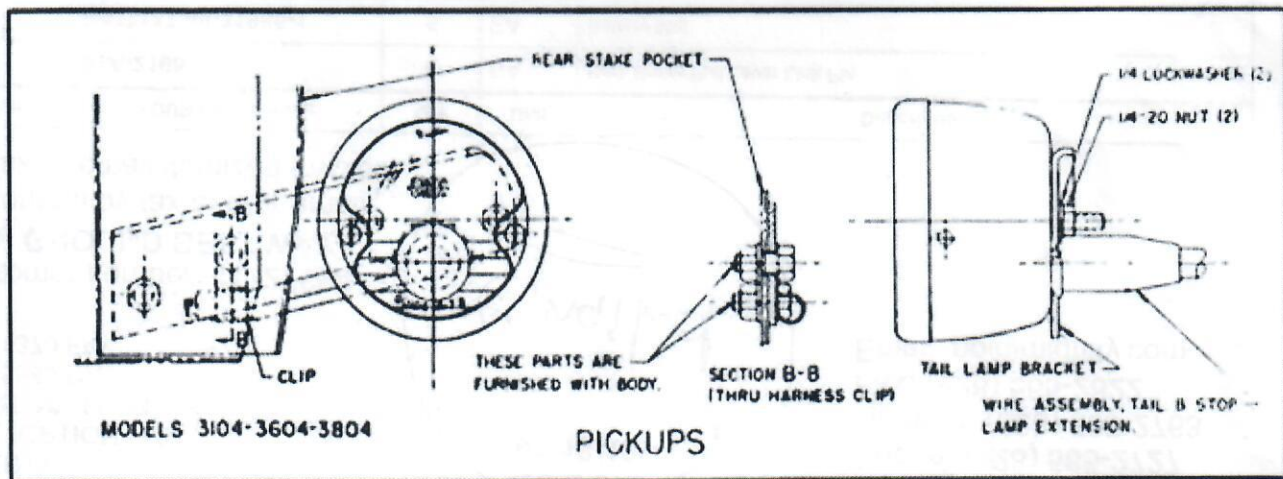
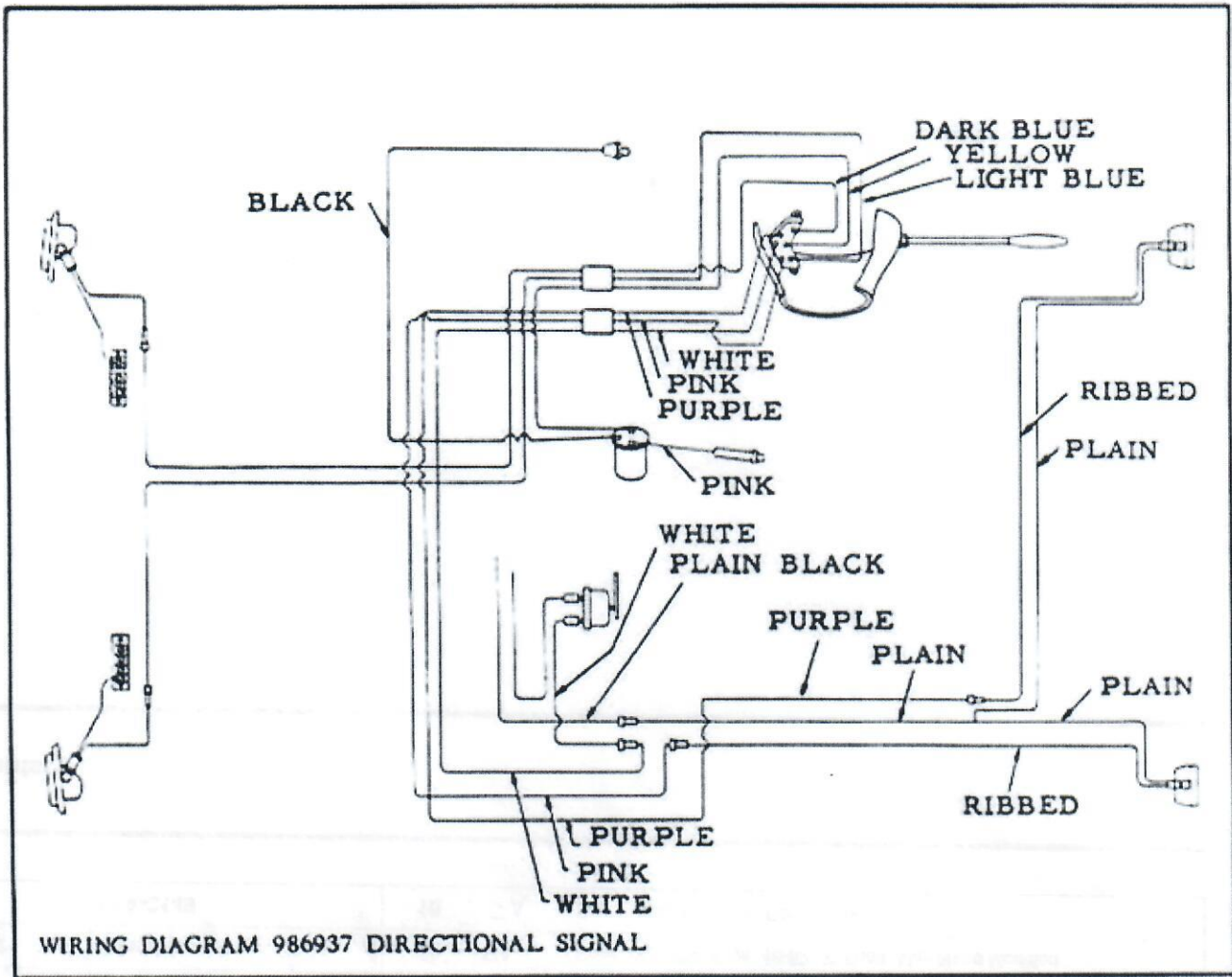
# G820 HARNESS INSTRUCTIONS

# G820



LAST REV: 10/12/2020

986938 DIRECTIONAL SIGNALS



1954 CHEVROLET TRUCK